




←Rockaway Beach Civic Center

# Community Programs



←Silverton WWTP



Garibaldi (pending) →

**Community Programs**  
**USDA Rural Development, Oregon**

# **RURAL DEVELOPMENT**

**Our Mission Statement:**

**TO INCREASE ECONOMIC OPPORTUNITY  
AND IMPROVE THE QUALITY OF LIFE  
FOR ALL RURAL AMERICANS**

**Community Programs**  
**USDA Rural Development, Oregon**

# **RURAL DEVELOPMENT**

RD is a Mission Area within USDA

RD includes:

Rural Housing Service: Community Facilities

Rural Utility Service: Water & Environmental  
Programs (WEP)

Rural Business and Cooperative Service

~

*Community Programs* manages

The Water and Environmental Program of RUS and  
the Community Facility Program of RHS

**Community Programs**

**USDA Rural Development, Oregon**

# COMMUNITY PROGRAMS

- **LOANS, LOAN GUARANTEES & GRANTS FOR...**
  - WATER AND WASTE WATER PROJECTS
  - ESSENTIAL COMMUNITY FACILITIES

PLUS NUMEROUS NICHE PROGRAMS:

- SOLID WASTE AND STORMWATER PROJECTS
- EMERGENCY WATER GRANTS
- RURAL COMMUNITY DEVELOPMENT INITIATIVE
- DISTANCE LEARNING AND TELEMEDICINE GRANTS
- NONPROFIT CHILD CARE CENTERS
- INDIVIDUAL HOUSEHOLD WATER WELL PROGRAM
- PREPLANNING GRANT (PPG/SEARCH)


**Community Programs**  
**USDA Rural Development, Oregon**

# *Purpose of the Water & Environmental Program (WEP)*

*RUS Can Finance*

*The Following Projects:*

- *Water Systems*
- *Sewer Systems*
- *Solid Waste Disposal Facilities*
- *Storm Wastewater Facilities*



# *WHO MAY APPLY*

- *Public Bodies*
  - *Cities*
  - *Counties*
  - *Special Service Districts*
  - *Indian Tribes*
- *Non-Profit Corporations*
- *Population Limits:*
  - *Towns up to 10,000 population*
  - *2000 Census*




# HOW TO CONTACT US

RURAL DEVELOPMENT WEB SITE:

<http://www.rurdev.usda.gov/or/>

## “HOT LINKS”

- Available funds
- RD Forms
- RD Forms in Spanish



For a specific RUS Specialist  
please check the phone numbers  
on the back of the fact sheet.

# WHAT WE DO

- One Stop Meetings
- Oregon Assn Water Utilities (Fund/ Partner)
- Rural Community Assistance Corp.  
(Fund/Partner)
- Standardized Facilities Plan:
  - <http://www.deq.state.or.us/wg/loans/constr.htm>
  - MEETS RUS REQUIREMENTS
- Standardized the Engineering  
Agreements/Contract Documents thru:  
**Engineers Joint Contract Documents  
Committee (EJCDC)**



# WEP FUNDING

- OREGON RURAL DEVELOPMENT

– FY 2009 RUS ALLOCATION	\$17 MILLION
– FY 2010 RUS ALLOCATION	\$20 MILLION
– FY 2011 RUS ALLOCATION	\$18 MILLION
– FY 2012 RUS ALLOCATION	\$15 MILLION
– FY 2013 RUS ALLOCATION	\$18 MILLION
• LOAN	\$14 MILLION
• GRANT	\$ 4 MILLION

- ***LEVERAGING***

- *It is critical that RD partner with other State and Federal funders to complete projects*

# WEP Accomplishments 2013

	Funds Awarded	Projects
Loans	\$28,786,900	5
Grants	\$20,481,984	3
Planning	\$ 30,000	2
306C grants	\$ 754,626	2
<b>TOTAL</b>	<b>\$ 50,053,510</b>	<b>12</b>

# 2013 Projects Needs Pending

- **WEP**

– Loans	21 @	\$ 72,236,900
– Grants	10 @	\$ 23,406,150

- **CF**

– Loans	8 @	\$ 20,042,000
– Grants	9 @	\$ 333,200
– Guaranteed	2 @	\$ 17,500,000

# LEVERAGING

*RUS FUNDS CAN BE USED IN CONJUNCTION WITH FUNDS FROM OTHER AGENCIES OR THOSE PROVIDED BY THE APPLICANT. FOR EXAMPLE:*

*USDA-RD/RUS, STATE- IFA /  
DEQ, IHS, COUNTY, RCAC*

# ***WHAT ARE THE LOAN TERMS?***


- *Municipalities: 40 Years*
- *Districts: 30 Years*

*OR*

- *Statutory Limitation on Organization*


*OR*

- *Useful Life of the Facility*



# SECURITY FOR LOAN

- Public Borrowers:
  - General Obligation Bonds
  - Revenue Bonds
  - Pledge of Taxes or Assessments
- Non Profit Borrowers:
  - Promissory Note & Mortgage
  - Assignment of Revenues




# *RUS INTEREST RATES*

*Interest Rates are set Quarterly Based upon Current  
Municipal Bond Yields:*

*Three Rate Structure for Quarter Ending:*

*September 30, 2013*



*MORE*



# *RUS*

## *INTEREST RATES (Cont'd)*

- *Market Rate:* **3.500%**

*Median Household Income (MHI) is over State Non-Metropolitan MHI (SNMHI) of \$52,855*

- *Intermediate Rate:* **2.750%**

*MHI is \$52,855 or less*

- *Poverty Line Rate:* **2.125%**

*Less than Poverty Line MHI of \$42,284 (80% of SNMHI **AND** a Health Standard is presently not being met*

*ALL Applicants may chose the lower rate applicable to them at the time of their loan closing*



# RUS GRANT FUNDS

- ELIGIBILITY:

- 75% Grant


- MHI is below \$42,284 AND a health violation exists

- 45% Grant:

- MHI is between \$52,855 and \$42,284

- Availability of Funds

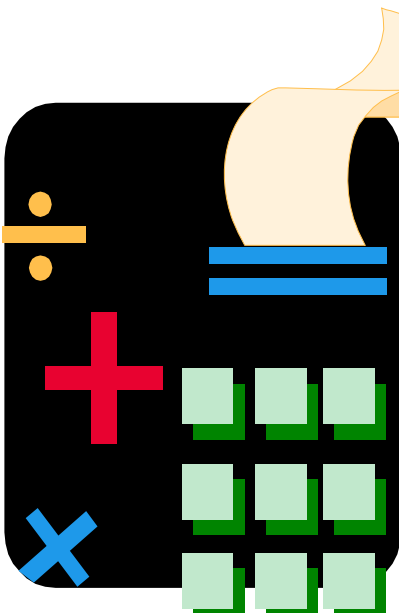
- Based on need when compared to similar system costs and MHI of the applicant
  - Must consider agency policy for leveraging and loan to grant ratio



# SIMILAR SYSTEM RATES

A similar system is one that is similar in:

- size,
- design,
- technology,
- number of service connections,
- age, and
- Median Household Income of the project service area.
- Actual Rates should be no lower than
- RD similar systems rates or 1.7-2.0% of the MHI for the Project Service Area to be grant eligible




# SIMILAR SYSTEM RATES

Currently, Similar System Rates for New Construction are:

Water System: \$48 - 51.00/Mo.

Sewer System: \$51 - \$54/Mo.



# Native American Section 306C Water and Wastewater Grants

- Per capita income \$18,590
- Unemployment rate is not less than 9.875%
- Federally Recognized Tribe or
  - a community with more than 50% Native American population from a Federally recognized Tribe.
- Funds cannot be used for projects eligible under any other set aside
- Maximum amount for any project \$1,000,000
- Must face significant health risks

# Emergency Community Water Assistance Grant

- To alleviate a significant decline in source of potable water, or
- To remedy an acute shortage or decline in potable water caused by a break or needed critical repair to a distribution system
- Funds Available per project:
  - Water Source – **Not to exceed \$500,000**
  - Water Distribution – **Not to exceed \$150,000**
- Other considerations apply, such as debt repayment ability, population, and similar systems cost

# Predevelopment Planning Grants

- Maximum grant is \$25,000 or 75% of the project cost, whichever is less
- Applicant must have MHI below \$42,284
- Must be used for a project that RD will fund within the next 12-18 months
- Priority given to smallest systems with limited resources
- FY 2013 \$25,000 available in Oregon

# **Special Evaluation Assistance for Rural Communities (SEARCH) Grants**

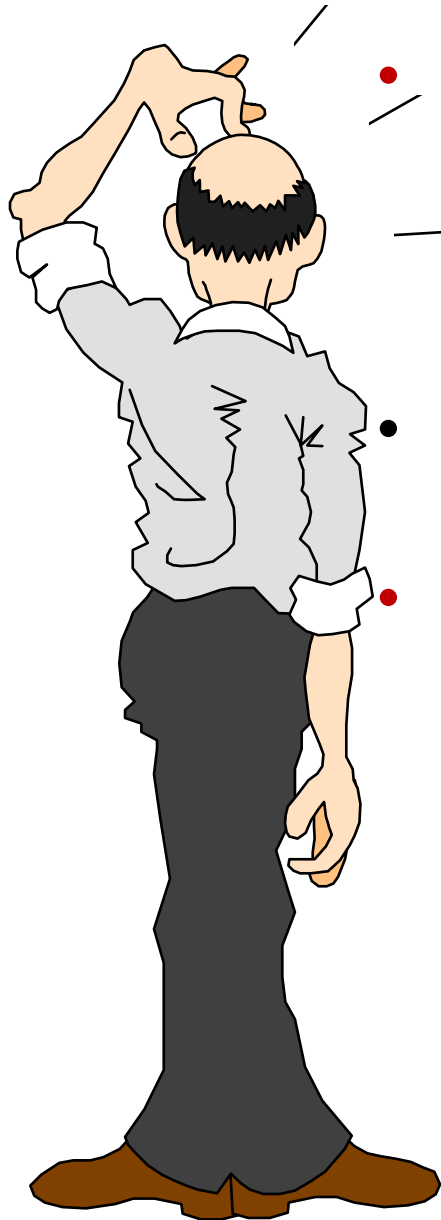
- Maximum of \$30,000 for single project;
- Total of \$50,000 per State
- Funds cannot be used for projects already funded by RD

# Environmental Policy

- Environmental Review must be completed by the Project Engineer and Approved by RD
- Requires Close coordination with RD staff
- May require consultation with:
  - SHPO/THPO
  - US F&W
  - Others depending on Resources and Impacts
- May Require Public Notification
- May Require Mitigation measures



# THE PROCESS



- **ONE STEP PROCESS:**
  - APPLICATION
    - PRELIMINARY ENGINEERING REPORT (PER)
    - ENVIRONMENTAL REPORT (ER)
- SITE VISIT EARLY ON TO COORDINATE PER AND ER REQUIREMENTS
- **GET OFF ON THE RIGHT FOOT:**
  - PUBLISH A RFP AND INTERVIEW POTENTIAL ENGINEERS FOR YOUR PROJECT
  - TALK WITH OTHER COMMUNITIES/DISTRICTS TO SEE HOW THEY RATE THEIR EXPERIENCE WITH AN ENGINEER YOU MAY BE HIRING

# A Complete Application

- Application Form – SF 424
- PER and ER (2 copies)
- Certification that other credit is not available
- Financial statements, audits, organizational documents, existing debt instruments and rate schedules
- Must be sufficient to enable RD to determine eligibility of the applicant and the project
- Determination made within 45 days of receipt of this material

# ***WHERE TO MAKE APPLICATION***

*For location of processing office contact:  
USDA RURAL DEVELOPMENT RUS/CP  
See CONTACT SHEET*

